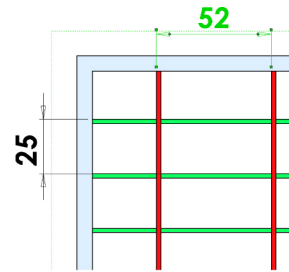
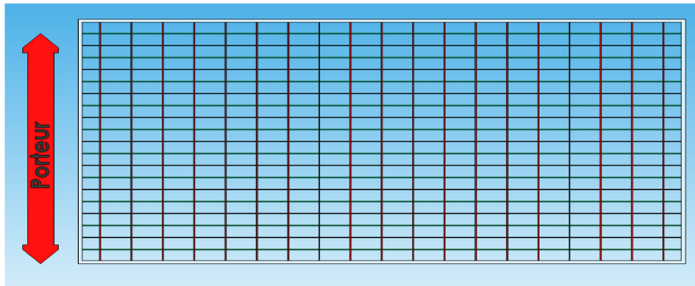


Exemple d'une grille de 500 mm x 1000 mm

SENS DES PORTEURS



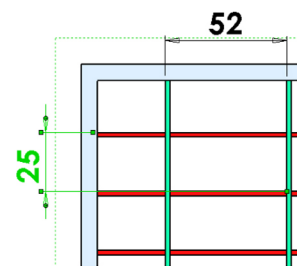
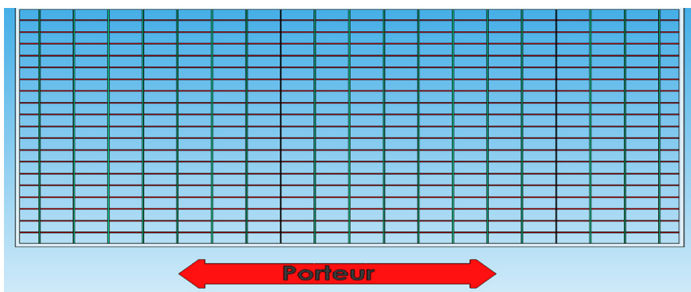
Maille 25/52 porteur en travers



ch pon 131 kg, ch uni 1709 kg

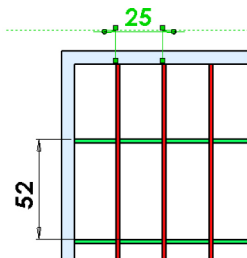
$$500 = 52 / 1000 = 25$$

Maille 25/52 porteur sur la longueur




ch pon 73 kg, ch uni 816 kg

$$1000 = 25 / 500 = 52$$



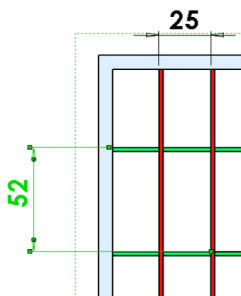
$$500 = 25 / 1000 = 52$$

Maille 52/25 porteur en travers

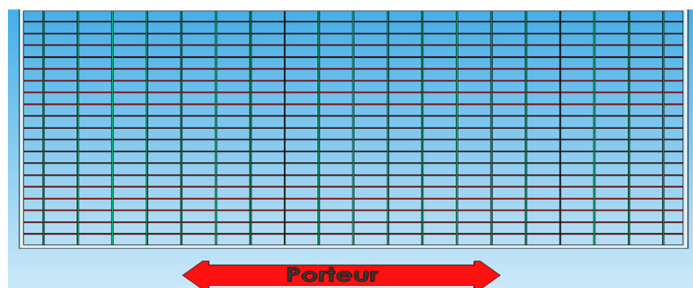


ch pon 222 kg, ch uni 4059 kg

Maille 52/25 porteur sur la longueur



$$1000 = 25 / 500 = 25$$



ch pon 43 kg, ch uni 344 kg

Charge ponctuelle = ch pon / charge uniforme = ch uni

