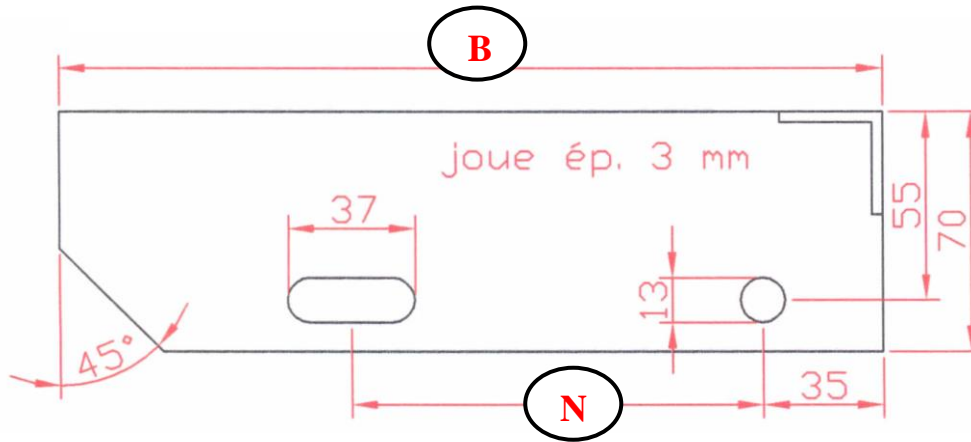


No 707

Type 1 (européen)



Marches Norm 02

mm
600 x 200
700 x 200
700 x 240
800 x 200
800 x 240
900 x 240
900 x 270
900 x 300
1000 x 240
1000 x 270
1000 x 300
1200 x 270
1200 x 300

Profondeur


des marches (B)

Cote (N)


jusqu'à 205 mm	→	90 mm	à titre indicatif.
240 mm		120 mm	
294 mm		150 mm	
à partir de 295 mm		180 mm	

Éléments pour passerelles et marches d'escalier


Geschlossen R




Offshore



Rund



Serrated



Steg

